

CIBSE Application Manual AM11 'Building Performance Modelling'

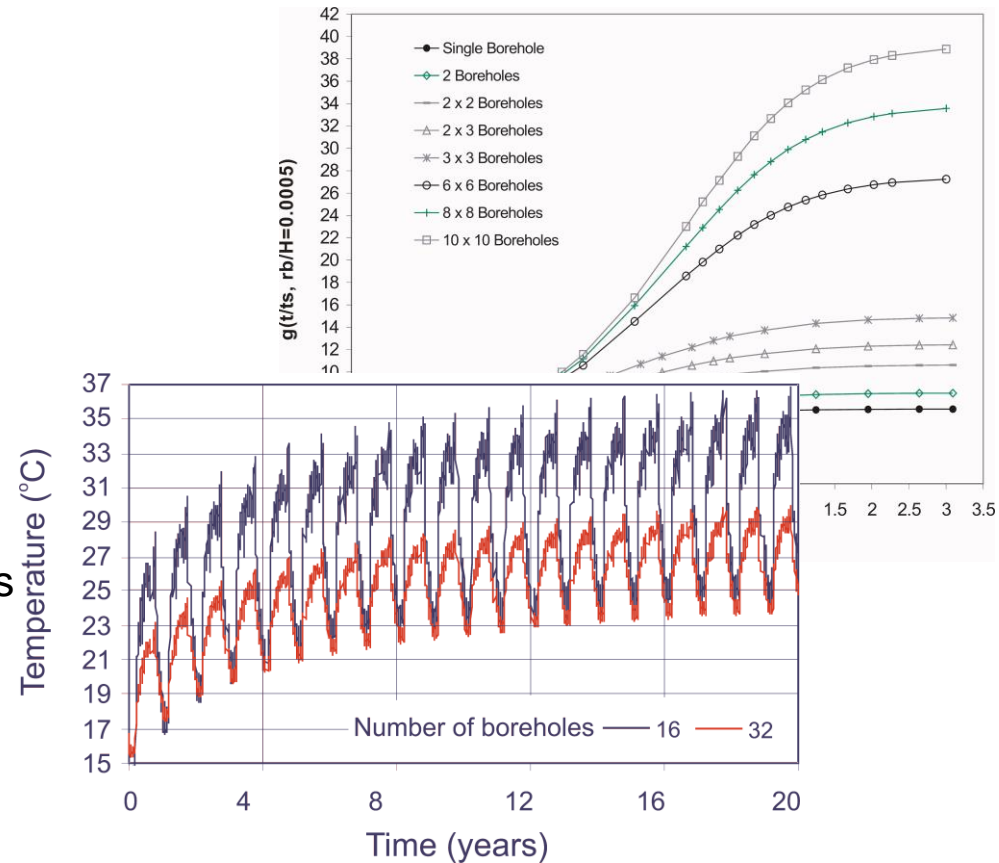
Chapter 8: Modelling of plant and renewable energy systems

Scope and content of chapter 8...

- Theme 1 – modelling methods for plant and controls
 - Review of established methods
 - Using simplified control functions
 - Steady-state equipment modelling
 - Dynamic plant and controls modelling
- Theme 2 – embedded renewable energy systems
 - Photovoltaic systems
 - Solar thermal
 - Urban wind
 - Ground source heat pumps

Authors for this chapter:

Prof Chris Underwood (principal), University of Northumbria at Newcastle; Dr Simon Rees, University of Leeds



CIBSE Application Manual AM11 'Building Performance Modelling'

Chapter 8: Modelling of plant and renewable energy systems

Emphasis of chapter 8...

- Plant, controls and renewable systems often the 'Cinderella' part of BPS programs
- At the very least they seldom present with any degree of rigour and detail
- Our philosophy was to present details of modelling methods backed up with examples to help would-be modellers to develop their own tools
- Users of this chapter can therefore have a go at developing their own algorithms to deal with bespoke equipment modelling problems

Table 8.1 Examples of computer programs with extended plant and controls modelling capabilities

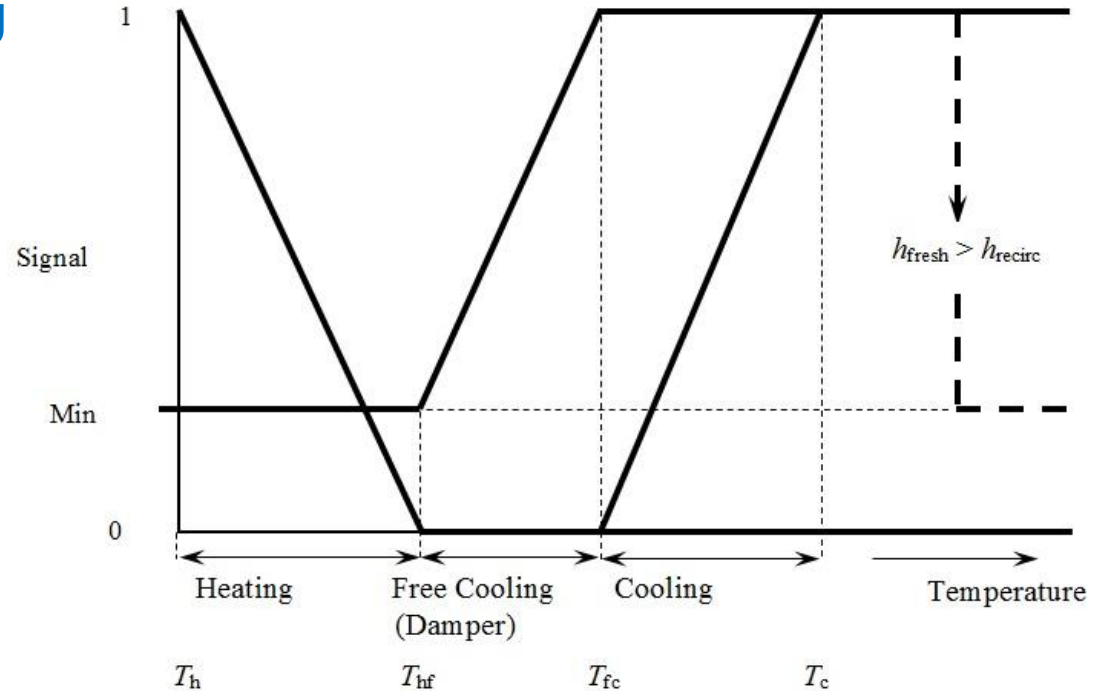
Name	Developer/vendor	Environment	Plant modelling features
APACHE	IES, UK	Part of a standalone program	Control laws and simple steady state components
BECON	Hong Kong Polytechnic University & Cardiff University	Plugin to HTB2	'Catalogue fit' and steady state plant model library
CARNOT	Solar Institute, Juelich, Germany	Matlab-Simulink blockset	Dynamic state and steady state components
DesignBuilder	DesignBuilder Software Ltd, UK	Frontend to EnergyPlus	Limited access to EnergyPlus components.
DOE-2	Lawrence Berkeley National Laboratory, USA	Standalone program	Steady state components

CIBSE Application Manual AM11 'Building Performance Modelling'

Chapter 8: Modelling of plant and renewable energy systems

Theme 1 – simplified modelling using control functions

- The plant is not modelled – energy and ventilation flows are modelled using band-limited deviations from set points
- Seasonal energy prediction; outline control strategies; summertime overheating with free cooling
- Example across – the classical 3-channel control sequence



CIBSE Application Manual AM11 'Building Performance Modelling'

Chapter 8: Modelling of plant and renewable energy systems

Theme 1 (continued) – modelling using steady-state plant components

- Describes how plant components can be modelled in the steady-state due to fast response compared with building envelope
- Examples include heat exchanger effectiveness method and 'catalogue-fitted' models of fans, chiller and heat pumps
- Examples of calculation algorithms in the form of pseudo code are given

Box 8.1: Pseudo code for simple explicit heat exchanger model

Inputs: m_h , m_c , c_h , c_c , AU , T_{hi} , T_{ci}

$$C_h = m_h * c_h$$

$$C_c = m_c * c_c$$

$$C = \min(C_h, C_c) / \max(C_h, C_c)$$

$$NTU = AU / \min(C_h, C_c)$$

$$E = (1 - \exp(-NTU * (1 - C))) / (1 - C * \exp(-NTU * (1 - C)))$$

IF $C_h < C_c$ THEN: $T_{ho} = T_{hi} - E * (T_{hi} - T_{ci})$

$$q = C_h * (T_{hi} - T_{ho})$$

$$T_{co} = T_{ci} + q / C_c$$

ELSE: $T_{co} = T_{ci} - E * (T_{hi} - T_{ci})$

$$q = C_c * (T_{co} - T_{ci})$$

$$T_{ho} = T_{hi} + q / C_h$$

ENDIF

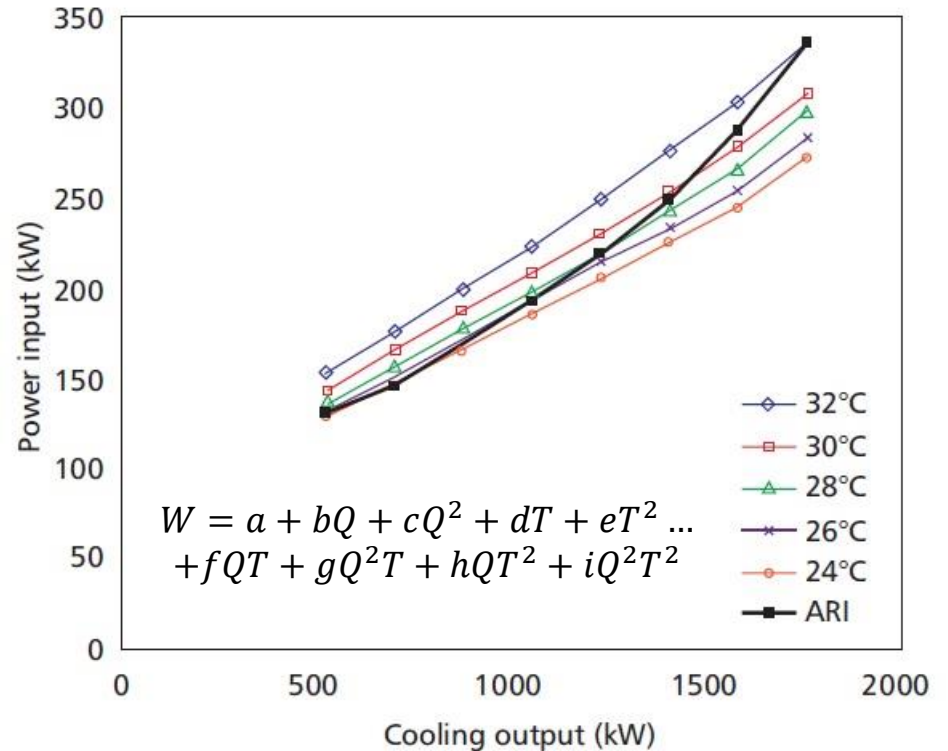


CIBSE Application Manual AM11 'Building Performance Modelling'

Chapter 8: Modelling of plant and renewable energy systems

Theme 1 (continued) – 'catalogue-fit' models

- The example shows fitting to manufacturers data for a screw compressor-driven chiller
- Manufacturers are obliged to submit these details to meet BS-EN and ANSI/AHRI standards
- Similar detailed performance data widely available for heat pumps, fans, pumps and CHP modules, etc



CIBSE Application Manual AM11 'Building Performance Modelling'

Chapter 8: Modelling of plant and renewable energy systems

Theme 1 (continued) – dynamic modelling of plant and controls

- Approaches to more complex fully dynamic models are described
- The example here shows block diagram modelling used to investigate alternative controlled responses of radiator and underfloor heating
- These modelling methods offer the ultimate in detail and rigour at the expense of complexity and computational effort – very much for niche problem-solving

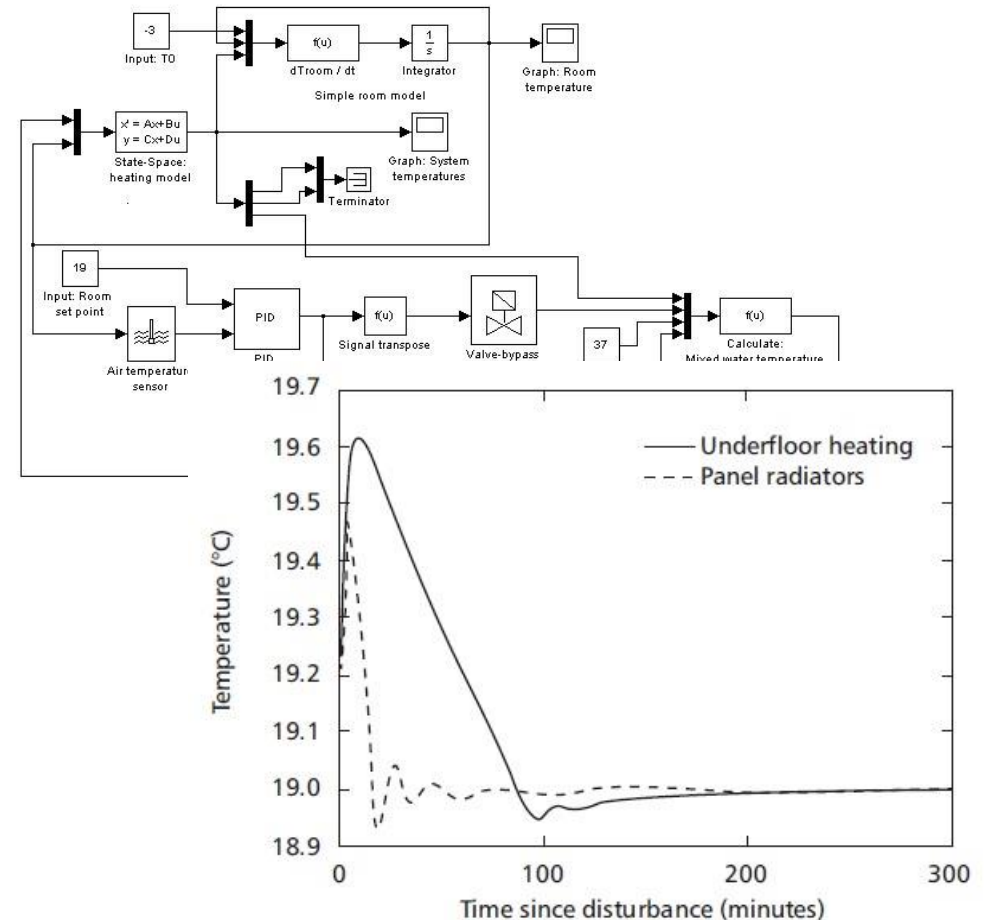
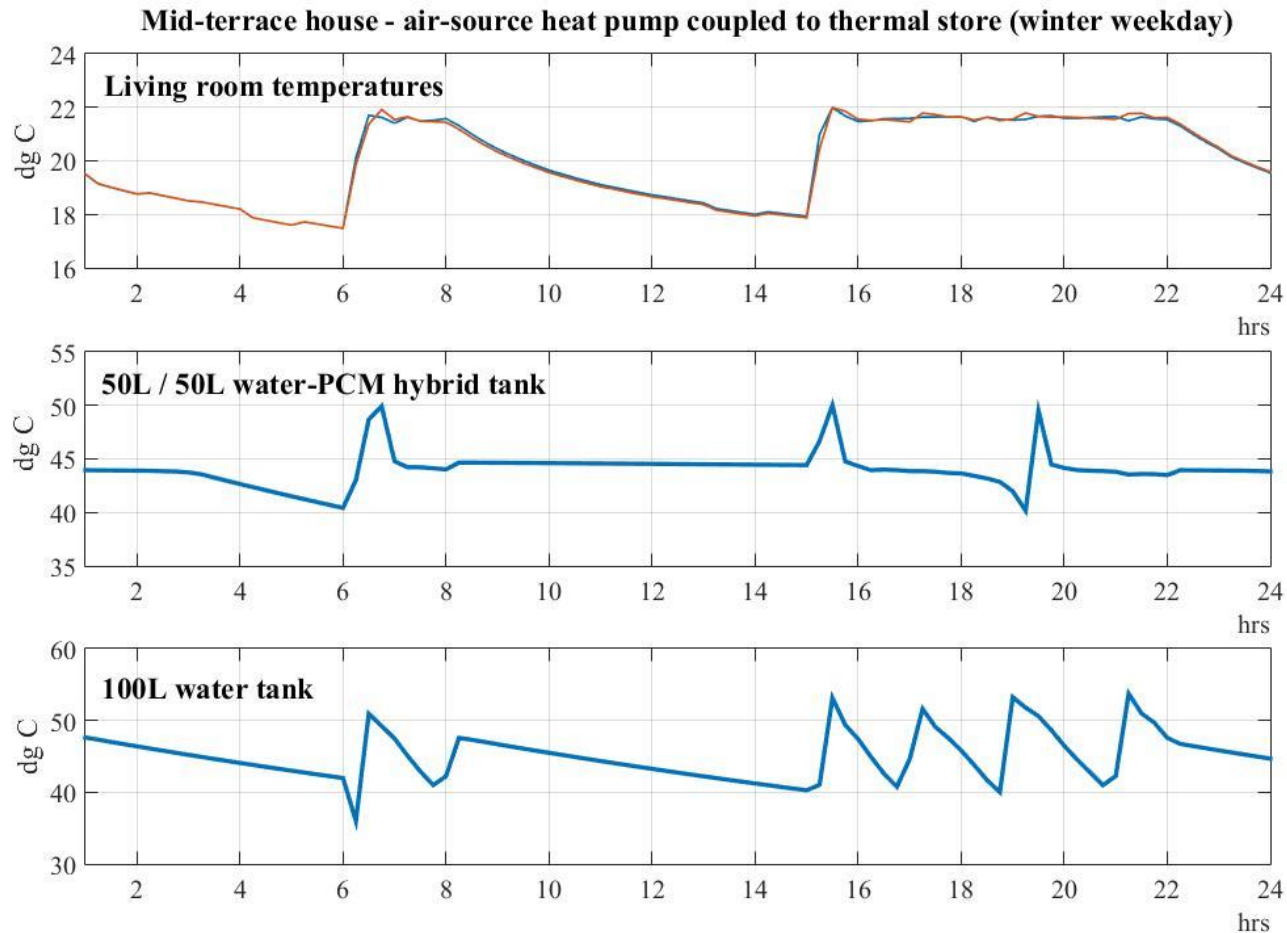


Figure 8.9 Simulated closed loop heating response to a sudden increase in casual heat gain (P+I control)

CIBSE Application Manual AM11 'Building Performance Modelling'

Chapter 8: Modelling of plant and renewable energy systems

Examples: Comparative simulation of air-source heat pump and phase-change store...

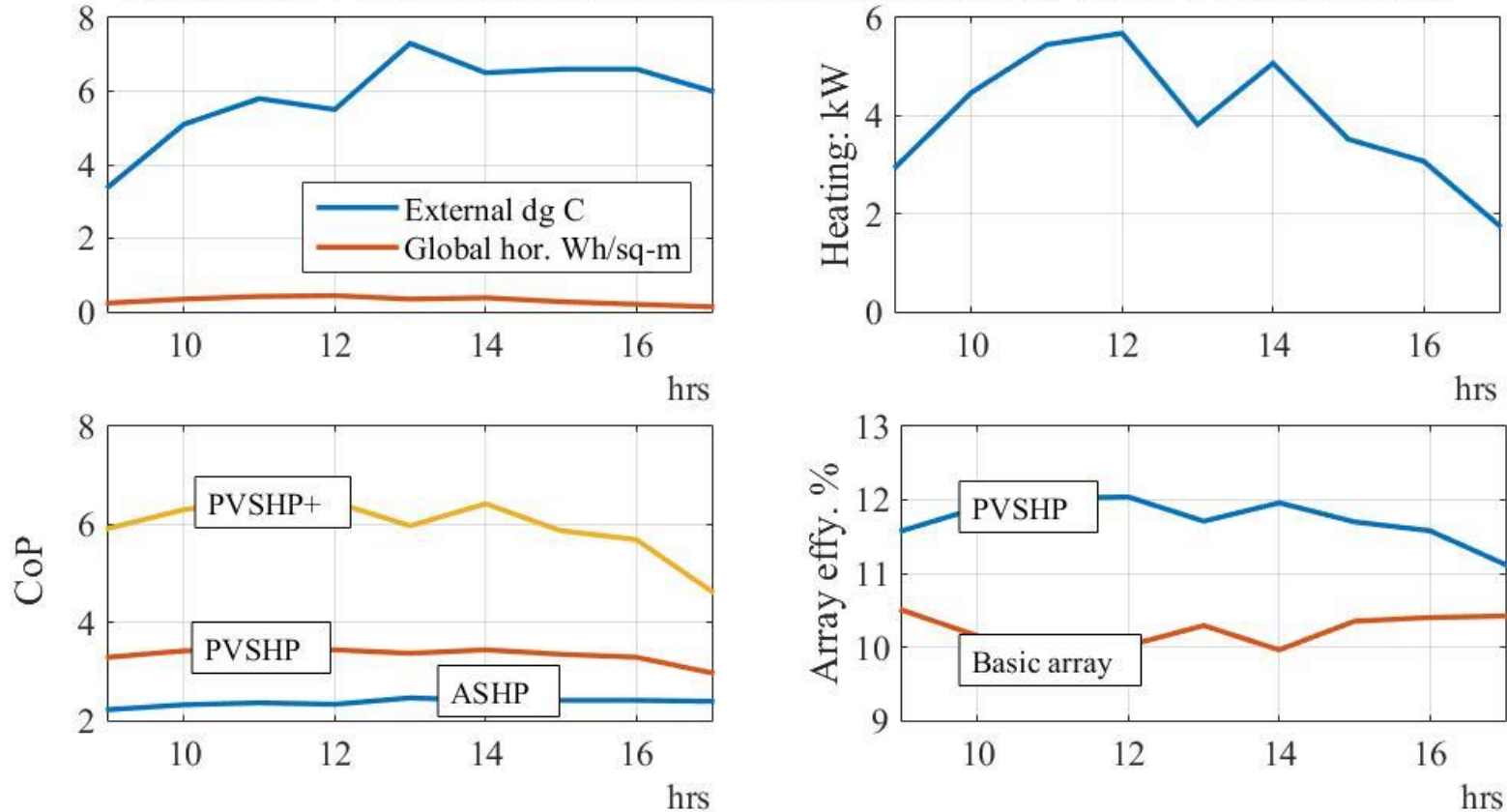


CIBSE Application Manual AM11 'Building Performance Modelling'

Chapter 8: Modelling of plant and renewable energy systems

Examples: Photovoltaic-embedded heat pump simulation...

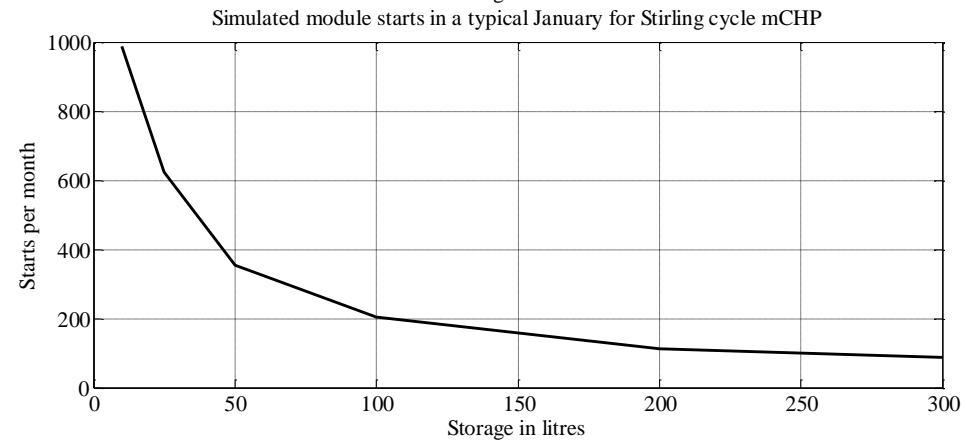
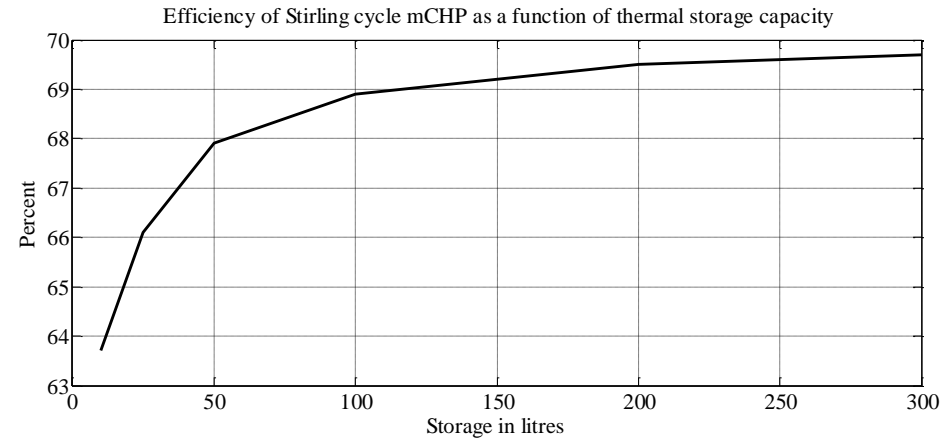
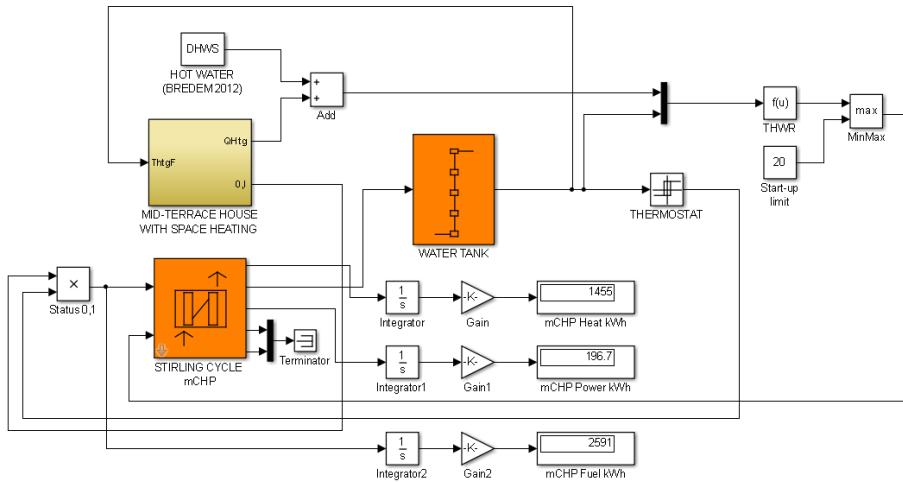
Simulation of PV-embedded domestic heat pump. London (April, 1992) weather data. 10 sq-m array.



CIBSE Application Manual AM11 'Building Performance Modelling'

Chapter 8: Modelling of plant and renewable energy systems

Examples: Stirling cycle mCHP – simulated reductions in module starts through storage...

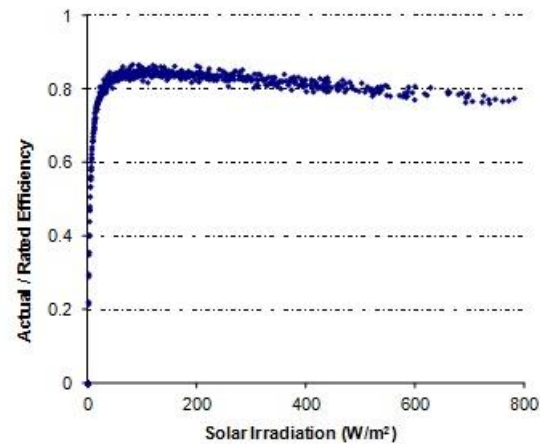
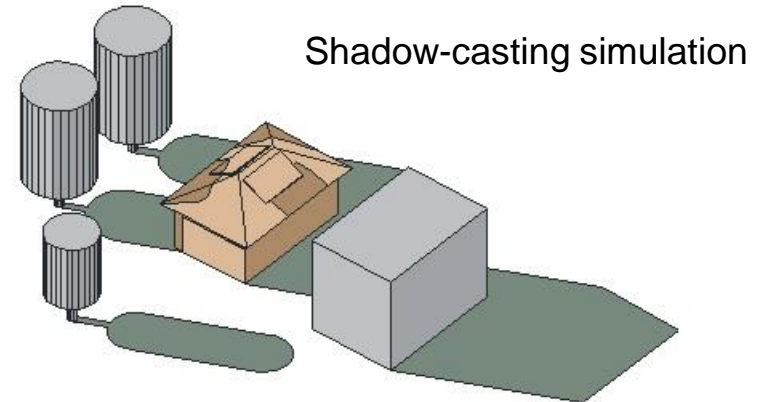


CIBSE Application Manual AM11 'Building Performance Modelling'

Chapter 8: Modelling of plant and renewable energy systems

Theme 2 – solar renewables

- We review the approaches to modelling photovoltaic modules and power-conditioning systems
- Some BPS programs can simulate both shadow-casting onto PV surfaces as well as self-shading
- ISO 9459-5 procedure for solar collector performance is considered as are alternative analytical methods where manufacturer's information is limited



Single diode PV model including inverter

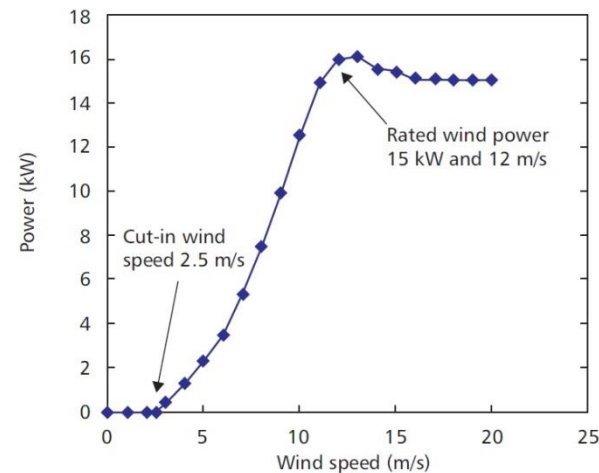
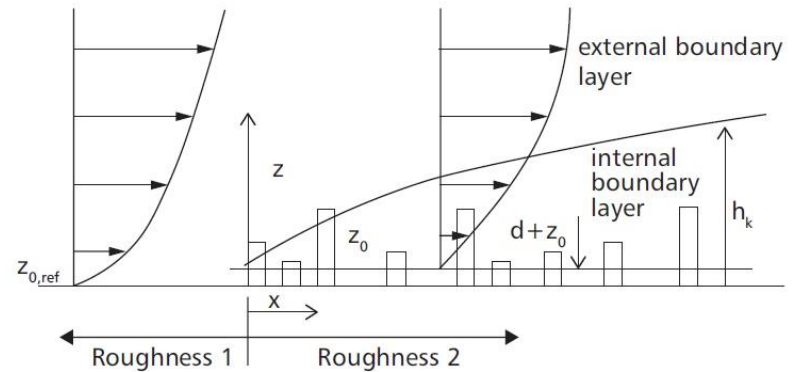
CIBSE Application Manual AM11 'Building Performance Modelling'

Chapter 8: Modelling of plant and renewable energy systems

Theme 2 – urban wind

- We review building *integrated*, building *mounted* and building *augmented* wind turbine options
- Effective wind speed – boundary layer considerations in open terrain and urban environments
- Wind turbine power curves

Changing terrain boundary layer for urban wind device simulations



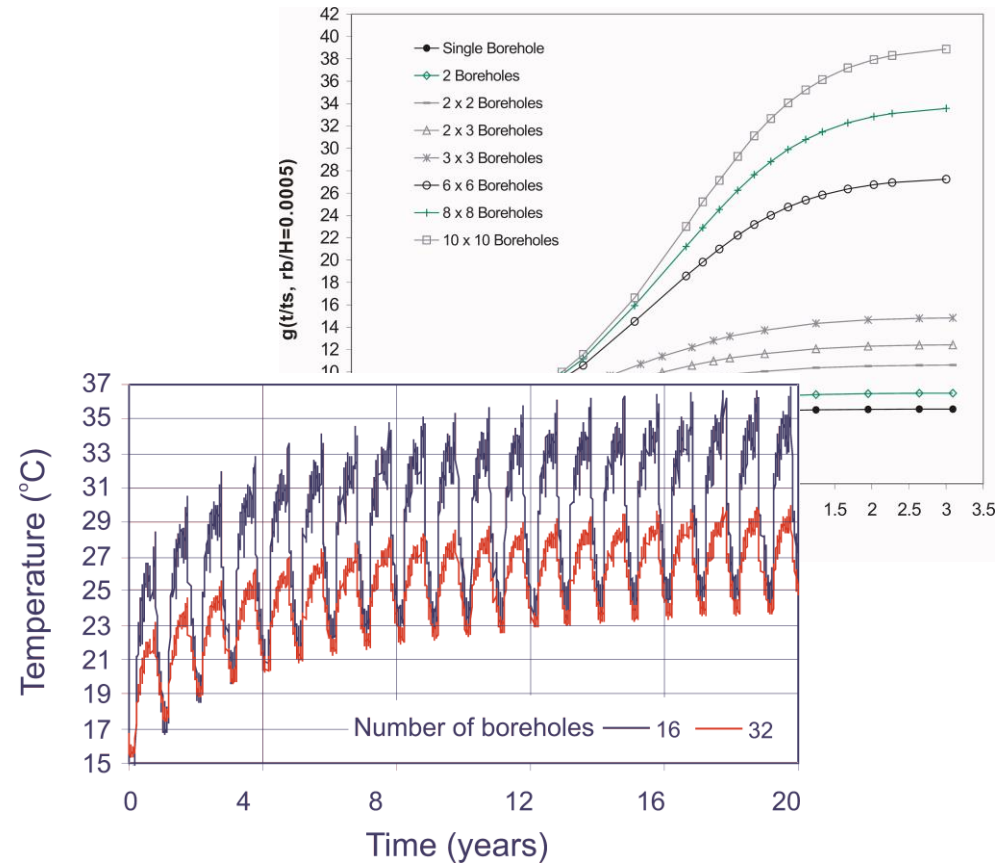
Power curve for a typical urban wind turbine

CIBSE Application Manual AM11 'Building Performance Modelling'

Chapter 8: Modelling of plant and renewable energy systems

Theme 2 – ground source heat pumps

- We review the various methods available including key references...
 - Analytical models
 - Two-dimensional numerical models
 - Response factor (g -function) models
 - Three-dimensional numerical models
- The trade-off between accuracy and computational effort is discussed
- These are long time-horizon problems – far longer than the time horizon of interest in most routine BPS investigations



g -functions for alternative array patterns (top); 20-year GSHP simulation (bottom)

CIBSE Application Manual AM11 'Building Performance Modelling'

Chapter 8: Modelling of plant and renewable energy systems

Chapter 8 – summary and conclusions

- Plant, controls and embedded renewable treatments in many established BPS programs are still under development
- Rigour and detail are patchy
- In many cases, users will need to develop their own bespoke algorithms and tools to build on preliminary results obtained from an established BPS program
- Some approaches for the development of such are presented in this chapter and applications for these approaches are discussed
- The chapter is underpinned by 63 references giving sources of further reading and help for users